



Acer Chromebook R853T
(pre-production unit) with an Intel Celeron N5100 processor

Complete virtual classroom tasks faster with a Chromebook powered by Intel


While performing a set of timed tasks, an Intel Celeron N5100 processor-powered Chromebook was more responsive than a Chromebook powered by a MediaTek Helio P60T processor

At Principled Technologies, we tested the following Chromebooks, comparing the time required to complete tasks in creative classroom apps on each:

- Acer Chromebook™ R853T powered by an Intel® Celeron® N5100 processor
- Lenovo® CT-X636F powered by a MediaTek Helio P60T processor

The Intel Celeron N5100 processor-powered Chromebook enabled us to save time on various tasks, including on multitasking tests where we completed tasks while connected to a Google Meet™ call.

With students learning and working from home, it's important that their school-issued Chromebooks are able to handle being the primary medium of interaction between teachers and fellow students.



63%
less time
to export
photos^{†Δ}



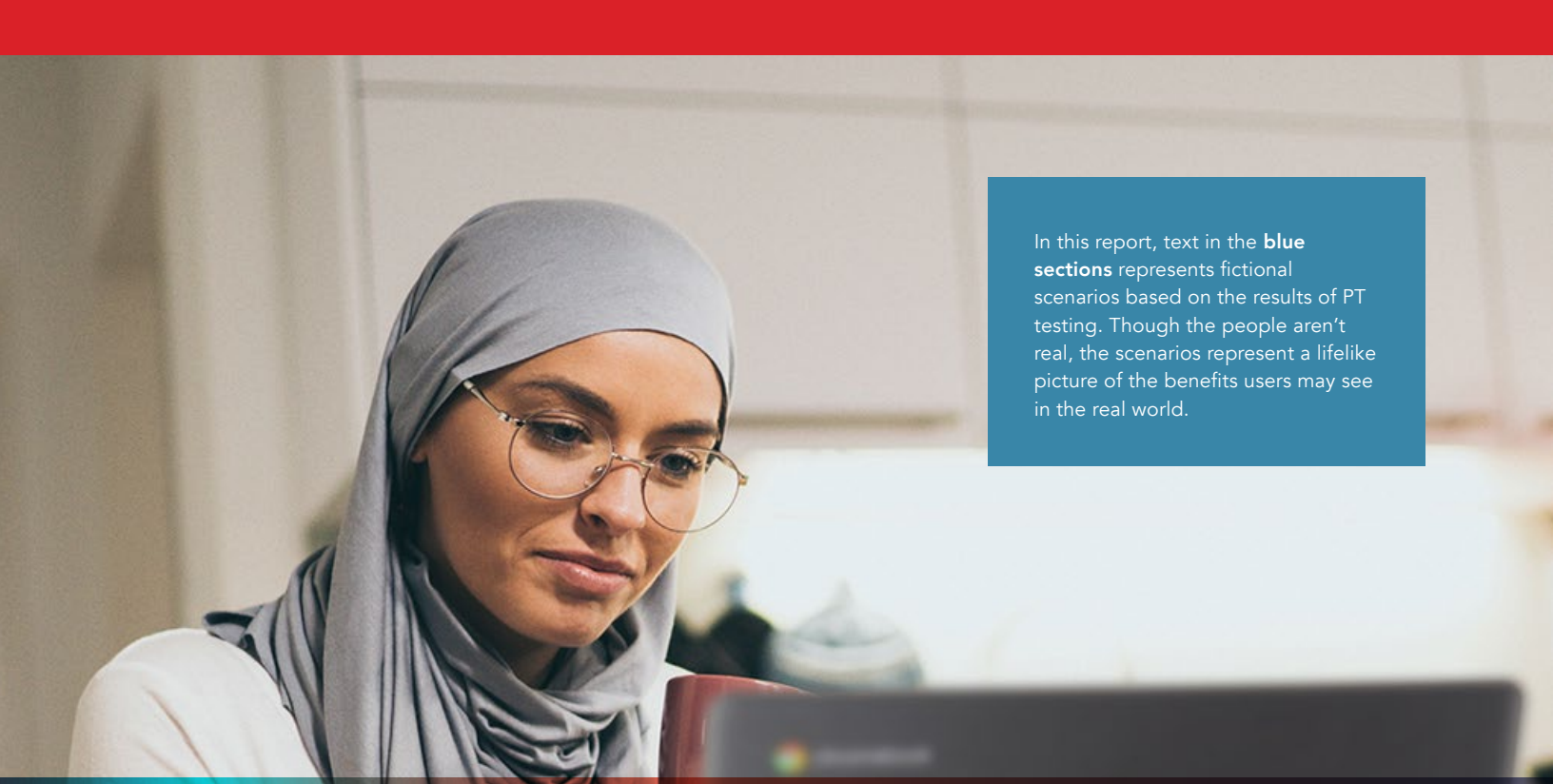
52%
less time
to open a
presentation
while video
conferencing^{†Δ}



47%
less time
to render a
3D object^{†Δ}

[†]Acer Chromebook R853T (pre-production unit) with an Intel Celeron N5100 processor compared to a Lenovo CT-X636F with a MediaTek Helio P60T processor

^ΔSee [the science behind this report](#) for detailed system configurations and benchmark results.



In this report, text in the **blue sections** represents fictional scenarios based on the results of PT testing. Though the people aren't real, the scenarios represent a lifelike picture of the benefits users may see in the real world.

How we tested

For each Chromebook, we hand-timed a series of common tasks in a variety of classroom and creative apps and compared the results. For the Google Slides™ and Google Drive™ task, we tested while each Chromebook was connected to a two-way call in Google Meet. This represents a use case where a student or teacher is multitasking by working in other apps during class time. Multitasking is ubiquitous but often puts extra stress on a device, so getting a Chromebook that can handle this added load is important. To simulate a student or teacher working outside the classroom, we performed the Adobe Lightroom® and Autodesk® Tinkercad® tasks individually, without being connected to a video call. We also tested each Chromebook with a web browser-based benchmark test called Speedometer 2.0. This test measures the responsiveness of web applications by simulating user actions in a demo app and measuring the time required to complete those actions. To learn more, visit <https://browserbench.org/Speedometer2.0>.



^ASee [the science behind this report](#) for detailed system configurations and benchmark results.



The high school students in Mrs. Karimi’s technology and design class definitely miss seeing each other in person, but are still having fun learning from their favorite teacher.

This year, the students have new Chromebooks powered by the Intel Celeron N5100 processor. How does the experience compare to their previous MediaTek Helio P60T processor-powered Chromebooks? Read on to find out.

Note: Each of the graphs in this report uses a different x axis in order to keep to a consistent size. Please be mindful of each graph’s data range as you compare.

Take care of multiple tasks in less time

In our multitasking tests with Google Drive and Google Slides, the Intel Celeron N5100 processor-powered Chromebook saved time opening a Google Slides presentation while connected to a two-way Google Meet call. The Intel Celeron N5100 processor-powered Chromebook saved 52% of the time required of the MediaTek Helio P60T processor-powered Chromebook.

Save 33.1 seconds opening a presentation during a Google Meet call

with Google Slides, Google Drive, and Google Meet
Time (sec)



■ Acer Chromebook R853T (pre-production unit) with an Intel Celeron N5100 processor ■ Lenovo CT-X636F with a MediaTek Helio P60T processor

Figure 1: Time (in seconds) to open a Google Slides presentation while connected to a two-way call. Less time is better. Source: Principled Technologies.

Google Meet

Google has made their premium video conferencing product free and available to the general public. According to Google, the app is used in schools, governments, and companies worldwide.¹

Google Workspace

In October 2020, Google rebranded its G Suite app offerings as Google Workspace—but you’ll still get the same productivity and collaboration tools you’ve used in the past, including Google Docs™, Google Slides, Google Meet, Google Drive, and more.²

^ΔSee [the science behind this report](#) for detailed system configurations and benchmark results.

Mrs. Karimi's class has sparked a love of photography within Siva. He now uses the Adobe Lightroom even in his spare time. He's quickly become the go-to person in his family to touch up photos of past get-togethers, vacations, and glamour shots. With his Intel Celeron N5100 processor-powered Chromebook, Siva can import, edit, and export photos in less time than with a MediaTek Helio P60T processor-powered Chromebook.



Save time in Adobe Lightroom

We timed three tasks in Adobe Lightroom without being connected to a Google Meet call. The Intel Celeron N5100 processor-powered Chromebook saved more than two minutes of the time required for the MediaTek Helio P60T processor-powered Chromebook to import a set of 140 photos; saved nearly a minute on batch-processing the photos; and saved two and a half minutes exporting them.

Save 126.4 seconds importing 140 photos with a filter preset

with Adobe Lightroom

Time (sec)



Save 58.2 seconds batch-processing 140 photos with a filter preset

with Adobe Lightroom

Time (sec)



Save 149.8 seconds exporting 140 photos

with Adobe Lightroom

Time (sec)



■ Acer Chromebook R853T (pre-production unit) with an Intel Celeron N5100 processor ■ Lenovo CT-X636F with a MediaTek Helio P60T processor

Figure 2: Time (in seconds) to complete tasks in Adobe Lightroom. Less time is better. Source: Principled Technologies.

Adobe Lightroom

Adobe Lightroom is a free photo editing and camera app that enables you to use customizable filters and other options to create your next photography project.³

^ΔSee [the science behind this report](#) for detailed system configurations and benchmark results.



Gabby is loving her time with Autodesk Tinkercad. She's been drawing and painting since kindergarten, but she never even thought about making art in a 3D space. Sure, her 3D designs are pretty basic—for now. But using Tinkercad makes her feel as if she's unlocked an entirely different part of her brain. It's the feeling of stepping inside a canvas and discovering what lies on the other side.

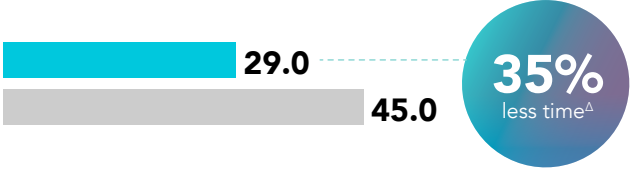
With her Intel Celeron N5100 processor-powered Chromebook, Gabby can manipulate 3D graphics in less time than with a MediaTek Helio P60T processor-powered Chromebook.

Save time in Tinkercad

We timed two tasks in Autodesk Tinkercad without being connected to a Google Meet call. The Intel Celeron N5100 processor-powered Chromebook saved 16 seconds on using the app's Copy and Tinker function, and saved 15 seconds rendering a 3D object.

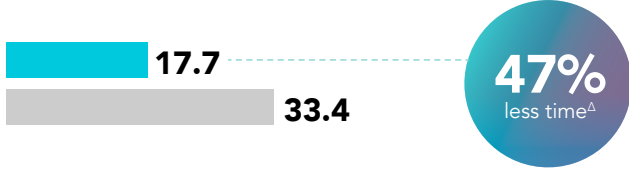
Save 16.0 seconds using the Copy and Tinker function

with Autodesk Tinkercad
Time (sec)



Save 15.7 seconds rendering a 3D object

with Autodesk Tinkercad
Time (sec)



■ Acer Chromebook R853T (pre-production unit) with an Intel Celeron N5100 processor ■ Lenovo CT-X636F with a MediaTek Helio P60T processor

Figure 3: Time (in seconds) to complete tasks in Autodesk Tinkercad. Less time is better. Source: Principled Technologies.

As Figure 4 shows, the Intel Celeron N5100 processor-powered Chromebook also achieved a higher score on the Speedometer 2.0 web-app benchmark compared to the MediaTek Helio P60T processor-powered Chromebook.

Achieve better browser responsiveness

with with the Speedometer 2.0 benchmark
Higher is better



■ Acer Chromebook R853T (pre-production unit) with an Intel Celeron N5100 processor ■ Lenovo CT-X636F with a MediaTek Helio P60T processor

Figure 4: Speedometer 2.0 scores. Higher score is better. Source: Principled Technologies.

Autodesk Tinkercad

Tinkercad is a browser based program for computer aided design.⁴ Common Sense Education[®] gave Tinkercad a 4 out of 5 star rating, citing the app's pedagogical implications.⁵

^ΔSee [the science behind this report](#) for detailed system configurations and benchmark results.



Conclusion

In our tests, an Intel Celeron N5100 processor-powered Chromebook allowed us to complete common tasks in educational and creative apps in less time than a MediaTek Helio P60T processor-powered Chromebook. This includes multitask scenarios where we performed tasks while connected to a two-way Google Meet call, and single-task scenarios where we performed tasks in isolation. The Intel Celeron N5100 processor-powered Chromebook also achieved a higher score on the Speedometer 2.0 web-app responsiveness benchmark test.

For more information on Intel processor-powered Chromebooks, visit <https://www.intel.com/content/www/us/en/education/right-device/chromebooks-for-education.html>.

-
- 1 Javier Soltero, "Google Meet premium video meetings—free for everyone," accessed January 24, 2021, <https://www.blog.google/products/meet/bringing-google-meet-to-more-people/>.
 - 2 "Introducing Google Workspaces and a new set of offerings to better meet your needs," accessed January 24, 2021, <https://workspaceupdates.googleblog.com/2020/10/introducing-google-workspace.html>.
 - 3 "Adobe Lightroom," accessed January 24, 2021, https://play.google.com/store/apps/details?id=com.adobe.lrmobile&hl=en_US.
 - 4 Chrome web store, "Tinkercad," accessed January 24, 2021, <https://chrome.google.com/webstore/detail/tinkercad/bhggmehigifnplpbkdfcjjacpcgidn>.
 - 5 Marianne Rogowski, "Tinkercad Review for Teachers," accessed January 24, 2021, <https://www.common sense.org/education/website/tinkercad>.

We concluded our hands-on testing on January 17, 2021. During testing, we determined the appropriate hardware and software configurations and applied updates as they became available. The results in this report reflect configurations that we finalized on January 15, 2021 or earlier. Unavoidably, these configurations may not represent the latest versions available when this report appears.

Our results

To learn more about how we have calculated the wins in this report, go to <http://facts.pt/calculating-and-highlighting-wins>. Unless we state otherwise, we have followed the rules and principles we outline in that document.

Table 1: Time, in seconds, to complete various tasks on each Chromebook®. Less time is better. We report the median of three test runs.

| Task | Intel® Celeron® N5100 processor-powered Chromebook (seconds) | MediaTek Helio P60T processor-powered Chromebook (seconds) | Intel processor-powered Chromebook percent less time |
|--|--|--|--|
| Opening a Google Slides™ presentation from Google Drive™ during a Google Meet™ call | 29.5 | 62.6 | 52% |
| Importing 140 photos into Adobe® Lightroom® | 114.7 | 241.1 | 52% |
| Batch-processing 140 photos with a filter preset in Adobe Lightroom | 36.4 | 94.6 | 61% |
| Exporting 140 photos from Adobe Lightroom | 86.1 | 235.9 | 63% |
| Using the Copy and Tinker function for the Rally Car project in Autodesk® Tinkercad® | 29.0 | 45.0 | 35% |
| Rendering the 3D Rally Car project in Autodesk Tinkercad | 17.7 | 33.4 | 47% |

Table 2: Results of the Speedometer 2.0 benchmarking test for each Chromebook. Higher score is better. Each result represents the median of three test runs.

| | Intel Celeron N5100 processor-powered Chromebook | MediaTek Helio P60T processor-powered Chromebook | Intel processor-powered laptop percent higher score |
|-----------------------|--|--|---|
| Speedometer 2.0 score | 75.0 | 28.0 | 167% |

System configuration information

Table 3: The table below presents detailed information on the systems we tested.

| System | Acer Chromebook R853T (pre-production unit) | Lenovo® CT-X636F |
|---------------------------|---|---------------------|
| Processor | Intel Celeron N5100 | MediaTek Helio P60T |
| Processor frequency (GHz) | 1.10 | 2.0 |
| Processor cores | 4 | 8 |
| Memory (GB) | 4 | 4 |
| Storage (GB) | 32 | 64 |
| USB | 2 x USB 3.1 Type-C 2 x USB 3.1 Gen 1 | 1 x USB 3.1 Type-C |
| Battery type | Lithium ion | Lithium ion |
| Battery capacity (Wh) | 48 | 38 |
| Display (in.) | 12.0 | 10.1 |
| Display resolution | 1,366 x 912 | 1,920 x 1,200 |
| OS (version) | 88.0.4324.90 | 87.0.4280.142 |
| System weight (lbs.) | 2.98 | 2.03 |

How we tested

Application testing

For each scenario, we downloaded, installed, and pinned the requisite apps to the Chrome shelf. For applications that required accounts, we created test profiles and logged in the users on each device. We ran a total of three test runs for each task. We reset the Chromebook between each run.

Testing tasks in Adobe Lightroom

Importing 140 photos

1. From the Adobe Lightroom home page, click the blue Import Photos icon.
2. Sort by Device Folders, and select the unarchived test photos by clicking the checkbox next to the folder name.
3. Simultaneously start the timer and click Add.
4. When the import dialog completes, stop the timer.

Batch-processing 140 photos with filter preset

1. From the Adobe Lightroom home page, click the collection containing the test photos.
2. Click the first image.
3. Click the Adjustments icon.
4. To apply auto-adjustments, click Auto.
5. In the top right, click the menu button, and select Copy Settings.
6. Leave the default settings, and click OK.
7. To return to the collection view, click the back arrow.
8. To select the first photo, long-click it.
9. In the top right, click the menu button, and select Select All.
10. Click the menu button again, and select Paste Settings.
11. Simultaneously start the timer and click Apply.
12. When the processing dialog closes and the phrase Changes applied to 140 photos appears, stop the timer.

Exporting 140 photos

1. From the Adobe Lightroom home page, click the collection containing the test photos.
2. To select the first image, click it.
3. From the drop-down menu, click Select All images.
4. With all images selected, click the Share icon.
5. From the Share dialog box, click Export As...
6. Leave the default settings.
7. Simultaneously start the timer and click the checkmark icon.
8. When the export dialog completes, stop the timer.

Testing in Autodesk Tinkercad

Using the Copy and Tinker function on the 3D Rally Car project

1. From the Chrome web browser, navigate to the test project at <https://tinkercad.com/things/4x4r4zQv1bL>.
2. Simultaneously start the timer and click Copy and Tinker.
3. When the 3D model has fully loaded, stop the timer.

Rendering the 3D Rally Car project

1. From the Chrome web browser, navigate to the test project at <https://tinkercad.com/things/4x4r4zQv1bL>.
2. Click Copy and Tinker.
3. When the test project has loaded, simultaneously start the timer and click the Bricks icon.
4. When the 3D Bricks view has fully loaded, stop the timer.

Running the Speedometer 2.0 benchmark test

1. From the Chrome web browser, navigate to <https://browserbench.org/Speedometer2.0/>.
2. Ensure the browser window fits the required view port size.
3. Click Start Test.
4. When the test completes, record the results.

Multitasking with Google Meet

To conduct our multitasking test, we opened Google Meet in the Chrome web browser and joined a two-participant video meeting.

Joining the meeting

1. Open the Chrome web browser.
2. Open a new tab, and enter the meeting URL.
3. Click to join the meeting.
4. Ensure video is connected. For our testing, to ensure the video content was roughly the same across devices, we pointed each Chromebook's camera at an unadorned ceiling with no other visual information in frame.
5. From the meeting host, share and begin playback of the following YouTube video: <https://www.youtube.com/watch?v=4VQYiksNQFQ>.
6. Open a new tab, and complete the tasks below.

Opening a Google Slides presentation from Google Drive

1. Navigate to <https://drive.google.com>.
2. Locate the test presentation file. Right-click the file, and hover the cursor over Open With.
3. Simultaneously start the timer and click Google Slides.
4. When the presentation fully loads in Google Slides, stop the timer.

Intel contributes to the development of benchmarks by participating in, sponsoring, and/or contributing technical support to various benchmarking groups, including the BenchmarkXPRT Development Community administered by Principled Technologies.

Software and workloads used in performance tests may have been optimized for performance only on Intel microprocessors.

Performance tests, such as SYSmark and MobileMark, are measured using specific computer systems, components, software, operations and functions. Any change to any of those factors may cause the results to vary. You should consult other information and performance tests to assist you in fully evaluating your contemplated purchases, including the performance of that product when combined with other products. For more complete information visit www.intel.com/benchmarks.

Intel's compilers may or may not optimize to the same degree for non-Intel microprocessors for optimizations that are not unique to Intel microprocessors. These optimizations include SSE2, SSE3, and SSSE3 instruction sets and other optimizations. Intel does not guarantee the availability, functionality, or effectiveness of any optimization on microprocessors not manufactured by Intel. Microprocessor-dependent optimizations in this product are intended for use with Intel microprocessors. Certain optimizations not specific to Intel microarchitecture are reserved for Intel microprocessors. Please refer to the applicable product User and Reference Guides for more information regarding the specific instruction sets covered by this notice.

Performance results are based on testing as of dates shown in configurations and may not reflect all publicly available updates. See backup for configuration details. No product or component can be absolutely secure.

Your costs and results may vary.

Intel technologies may require enabled hardware, software or service activation.

© Intel Corporation. Intel, the Intel logo, and other Intel marks are trademarks of Intel Corporation or its subsidiaries. Other names and brands may be claimed as the property of others.

This project was commissioned by Intel.



Facts matter.®

Principled Technologies is a registered trademark of Principled Technologies, Inc.
All other product names are the trademarks of their respective owners.

DISCLAIMER OF WARRANTIES; LIMITATION OF LIABILITY:

Principled Technologies, Inc. has made reasonable efforts to ensure the accuracy and validity of its testing, however, Principled Technologies, Inc. specifically disclaims any warranty, expressed or implied, relating to the test results and analysis, their accuracy, completeness or quality, including any implied warranty of fitness for any particular purpose. All persons or entities relying on the results of any testing do so at their own risk, and agree that Principled Technologies, Inc., its employees and its subcontractors shall have no liability whatsoever from any claim of loss or damage on account of any alleged error or defect in any testing procedure or result.

In no event shall Principled Technologies, Inc. be liable for indirect, special, incidental, or consequential damages in connection with its testing, even if advised of the possibility of such damages. In no event shall Principled Technologies, Inc.'s liability, including for direct damages, exceed the amounts paid in connection with Principled Technologies, Inc.'s testing. Customer's sole and exclusive remedies are as set forth herein.